



C4X Concrete Floor Box


The C4X box is the largest FBS concrete floor box, configurable to accept six, seven or eight gang faceplates provides the perfect solution for any project size.

Made of 16 Ga. galvanized steel, the powder coating adds extra protection and a pleasant aesthetic look.

The floor box cover are available in solid brass and stainless steel, both provided with a recessed space for the floor covering material. The 7/16" (12 mm) recessed space accepts the installation of carpet, terrazzo, tile etc

Two cable guards protect cables and reduce risk of damage to all incoming and outgoing cables. The cover is provided with two slotted retractable handles which facilitate the access to services.

C4X floor boxes are suitable for installation in floors interior dry locations only where the accumulation of scrub water is unlikely to occur.



Features




C4X Floor Box
Part# FBSC46 (six gang)
Part# FBSC47 (seven gang)
Part# FBSC48 (eight gang)

Note: The kit includes the floor box, cover and a temporary construction cover.

- Configurable to accept six, seven or eight gangs.
- 16 Knockouts (8 per compartment) for 3/4" & 1" conduits.
- Made in U.S.A.
- Removable barriers separate circuits.
- Manufactured in compliance with UL514A Standard.
- Easy installation in low profile floors (5" depth).
- 16 GA Powder coated galvanized steel housing - Provides added strength and reliability.
- The painted interior offers a professional and highly aesthetic look.
- "New Work" and "Old Work" options available.
- Non-Painted knockouts area assures proper bonding and facilitates the installation process.

	Length	Width	Height
Floor Box	12 5/8" (320 mm)	8 5/8" (220 mm)	5" (126 mm)
Cover	13 5/16" (338 mm)	9 7/16" (240 mm)	3/16" (4 mm)



C4X Floor box Cover Features

C4X - CONCRETE FLOOR BOX




BC4SRB

Four gang Floor Box + Stainless steel Recessed and Beveled Edges



BC4SRN

Four gang Floor Box + Stainless steel Recessed and Non-Beveled Edges



BC4SFN

Four gang Floor Box + Stainless steel Flat and Non-Beveled Edges



BC4BRB

Four gang Floor Box + Brass Recessed and Beveled Edges



BC4PRN


Four gang Floor Box + Painted steel Black, Recessed and Non-Beveled Edges



- Solid cover material: Stainless steel or brass (brushed finish) w/ recess.
- Removable and reversible lid - Can be easily rotated.
- 7/16" (12 mm) Rectangular recess - Permits the installation of different floor material and thicknesses.
- Retractable handles facilitate access to box services.


Beveled Edge

Hides edges of hard surface flooring & prevents the carpet from fraying.



Straight edge

Provides flush finish between the cover and the floor covering material.









- Quick installation. No visible screws when closed.
- Cable guards with rubber foam and handle - Can be tilted when in use or closed when not used.
- Low profile beveled flange - Hides edges of hard surface flooring and prevents the carpet from fraying providing a seamless, smooth finish.

Connectivity Options

Based on the quantity of devices required, the floor box is assembled with six, seven or eight gang panels, taking the R46, R47 and R48 prefix accordingly. Wallplates for standard duplex receptacles and decorator (GFCI) style are offered in the single gang, two gang and four gang versions providing the perfect solution to accept most device combinations.

The decorator style wallplates offer a convenient solution for low voltage applications when used with the decorator style inserts. Our decorator style inserts accept up to six keystone jacks. Inserts with VGA and others non-keystone style connectors are also available. (See page 49 for details)

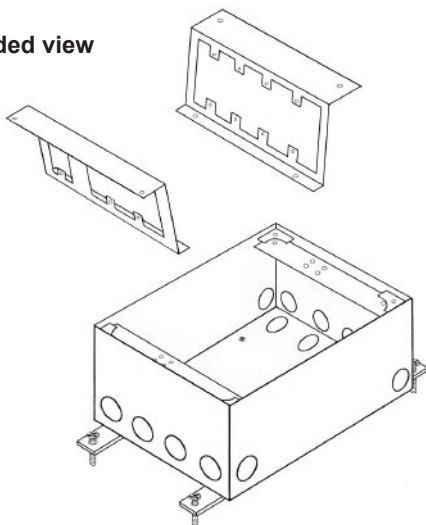
Image	Part Number	Image	Part Number	Image	Part Number
	# W6011 Single Gang Duplex Style UL Listed		# W6012 Two Gang Duplex Style UL Listed		# W6014 Four Gang Duplex Style UL Listed
	# W6121 Single Gang Decor Style UL Listed		# W6122 Two Gang Decor Style UL Listed		# W6124 Four Gang Decor Style UL Listed

How to select the right wallplates? Select the wallplates required in accordance to the following guidance:

Connectivity Options

The C4X is available on three different floor box capacities / versions. Based on the devices and wallplates required for your project select the C46, C47 or C48 floor box. See the following guide for details:

Exploded view



How to select the right wallplates?

■ Six gang configuration accepts:

Side A: (1) Two gang wallplate + (1) One gang wallplate.
 Side B: (1) Two gang wallplate + (1) One gang wallplate.

■ Seven gang configuration accepts:

Side A: (1) Two gang wallplate + (1) One gang wallplate.
 Side B: (1) Four gang wallplate.

■ Eight gang configuration accepts:

Side A: (1) Four gang wallplate.
 Side B: (1) Four gang wallplate.

*Wallplates sold separately.

*Removable barrier separates the one gang and two gang compartments on the C46 and C47 panel configurations.
 (Barrier sold separately) - **Barrier Part # BDPC4**

Ordering Information

Ordering is easier than ever. Part numbers shown are for the kit (Includes box, cover and temporary construction cover). Please select the part number in accordance to the cover material and characteristics that best suit your project needs. Faceplates & devices sold separately

Part#	# of Gangs	Cover Material	CoverType	Edge Type
C46 BRB	6	Brass	Recessed	Beveled
C47 BRB	7	Brass	Recessed	Beveled
C48 BRB	8	Brass	Recessed	Beveled
C46 SRB	6	Stainless Steel	Recessed	Beveled
C47 SRB	7	Stainless Steel	Recessed	Beveled
C48 SRB	8	Stainless Steel	Recessed	Beveled
C46 SRN	6	Stainless Steel	Recessed	Straight / Square
C47 SRN	7	Stainless Steel	Recessed	Straight / Square
C48 SRN	8	Stainless Steel	Recessed	Straight / Square
C46 SFN	6	Stainless Steel	Flat	Straight
C47 SFN	7	Stainless Steel	Flat	Straight
C48 SFN	8	Stainless Steel	Flat	Straight
C46 PRN	6	Painted Steel Black	Recessed	Straight
C47 PRN	7	Painted Steel Black	Recessed	Straight
C48 PRN	8	Painted Steel Black	Recessed	Straight

Recessed: Accepts the floor covering material into the recessed top surface.

Beveled edges: Flange/trim has rounded edges. The flange is installed on top of the floor covering material, hide edges of hard surface flooring and prevents the carpet from fraying.