




C2X Concrete Floor Box

The C2X concrete floor box can be configured with multiple FBS faceplates to accept a wide variety of power, data and audio-video connectors as well as the Fit-IN modular system which optimizes the floor box capacity. The low profile floor boxes (3 5/16") provide a great solution for most concrete floors applications.

The floor box covers are available in brass, stainless steel and black coated steel with several options such as beveled edges, straight flush edges, recessed top surface or flat.

The recessed cover provides a 7/16" (12 mm) recessed space for the installation of any floor covering material. The cover also provides a convenient retractable handle and two cable guards to protect cables and reduce risk of damage to all incoming and outgoing cables.

Floor box suitable for installation in floors interior dry locations only where the accumulation of scrub water is unlikely to occur.



C2XBRN Shown on terrazzo floor

Features



**C2X Floor Box
Part # FBSC2X**

Note: The kit includes the floor box, cover and a temporary construction cover.

- Manufactured in compliance with UL514A Standard.
- 16 Knockouts for 3/4" & 1" conduits.
- Made in U.S.A.
- Removable barriers separate the compartments.
- Ultra Low box - Easy installation in low profile floors (3 5/16" depth).
- 16 GA Powder coated galvanized steel housing - Provides added strength and reliability.
- The painted interior offers a professional and aesthetic look.
- "New Work" and "Old Work" applications.
- Built-in tunnel communicates compartments on opposed sides of the box.
- Non-Painted knockouts area assures proper bonding and facilitates the installation process.

	Length	Width	Height
Floor Box	9 1/16" (231 mm)	7 15/16" (201 mm)	3 5/16" (84 mm)
Cover	9 13/16" (251 mm)	8 11/16" (220 mm)	3/16" (4 mm)



Fit-In Modular system



FBS Faceplates



Fit-In Modular system

C2X Floor box Cover Features

The C2X floor box offers eight different floor box covers to choose from. Please see the following guide for details.



BC2BRB
Brass + recessed +
beveled edges



BC2BRN
Brass + recessed +
straight / square edges



BC2PRB
Black painted steel + recessed
+ beveled edges



BC2PFB
Black painted steel + flat +
beveled edges



BC2BFN
Black painted steel + flat +
straight / square edges



BC2SRB
Stainless steel + recessed +
beveled edges

C2X - CONCRETE FLOOR BOX



BC2SRN
Stainless steel + recessed +
straight / square edges



BC2SFB
Stainless steel + flat + beveled
edges



BC2SFN
Stainless steel + flat +
straight / square edges


- Solid cover Material: Steel (Black sand finish), Stainless steel or brass (brushed finish).
- Removable and reversible lid - Can be easily rotated.
- 7/16" (12 mm) Rectangular recess - Permits the installation of different floor material and thicknesses.
- Cable guards with rubber foam and handle - Can be tilted when in use or closed when not used.
- Screw cover - Quick installation. No visible screws when closed

Straight edge



Provides flush finish between the cover and the floor covering material.

Beveled Edge











Hides edges of hard surface flooring & prevents the carpet from fraying.

Connectivity Options

- Faceplates are available in three different dimensions identified as (1/4) "One quarter", (3/4) "Three quarters" and (4/4) "Four quarters" types.
- Each side of the box is filled with (4/4) "Four quarters" (1/4 + 3/4).
- Select the appropriate faceplates to complete 4/4 "Four quarters". (ie: One (1/4) + One (3/4)= 4/4 fills side A)

NOTE: Four 1/4 type faceplates cannot be installed in the same side of the box.

Image	Part #	Image	Part #
	23603 - Blank 1/4 Type Faceplate - Combine with 3/4 Faceplate to fill one side of the box		23623 - Two Keystone Ports 1/4 Type Faceplate - Combine with 3/4 Faceplate to fill one side of the box
	23612 - Decorator Style 3/4 Type Faceplate - Combine with 1/4 Faceplate to fill one side of the box		23601 - Duplex Receptacle 3/4 Type Faceplate - Combine with 1/4 Faceplate to fill one side of the box
	23600 - Blank 3/4 Type Faceplate - Combine with 1/4 Faceplate to fill one side of the box		24606 - Four XLR Type Cut Outs 4/4 Type Faceplate - Fills one side of the box
	24633 - Duplex Type + 4 Keystone ports (Barrier supplied) 4/4 Type Faceplate - Fills one side of the box		44607 - Fit-In Yoke 4/4 Type Faceplate - Fills one side of the box








Service divider Part # BDPC2 - available for use with faceplates #23601 and # 23623. Barrier BDPC2 sold separately. The faceplates are manufactured in galvanized steel and painted to match the floor box color, providing an aesthetic and professional look.

Faceplates sold separately.

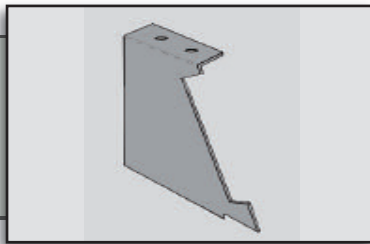


Fit-In Modular System

The Fit-In Modular System optimizes the floor box capacity and allows the user to configure and install up to 12 modular inserts for power and/or low voltage such as VGA, HDMI and most keystone style jacks. Select one Fit-In yoke part #44607 and six modules of your choice for each side of the box.

							
Part #	FBS61	FBS62	FBS63	FBS64	FBS65	FBS66	FBS67
Description	15A - 125V Receptacle	Double port for Systimax (M Series) jacks	Single port for Systimax (M Series) jacks	Single Port for Standard Keystone Style jacks	Double port for Standard Keystone Style jacks	Blank Module	Double port for Panduit (Minicom) jacks

Part numbers FBS62, FBS63 and FBS67 provide flush finish between the jack and the module.
Part number FBS65 accepts RJ keystone jacks High Density or slim profile.



Part Number: BDFC2

Description: Service divider for use with the Fit-In yoke separates different circuits.



Ordering Information

The C2X floor box is sold as a kit which includes floor box, cover and temporary construction cover. Please select the kit number in accordance to the type of cover required.

Part Number	Cover Material	Cover Type	Edges
C2X BRB	Brass	Recessed	Beveled
C2X BRN	Brass	Recessed	Square / Straight
C2X SRB	Stainless Steel	Recessed	Beveled
C2X SRN	Stainless Steel	Recessed	Square / Straight
C2X SFB	Stainless Steel	Flat	Beveled
C2X SFN	Stainless Steel	Flat	Square / Straight
C2X PRB	Painted Steel (Black)	Recessed	Beveled
C2X PFB	Painted Steel (Black)	Flat	Beveled
C2X PFN	Painted Steel (Black)	Flat	Square / Straight

Faceplates & devices sold separately.

Non beveled = Straight flush edges